

BUYER'S GUIDE TO **LIGHTED DISPLAYS**



EASY AS 1-2-3!


- 1.** Do you need a single- or double-sided display?
- 2.** Will it be a short- or long-term installment?
- 3.** Would it need to connect to additional lit displays?

SHOWDOWNDISPLAYS.COM · INFO@SHOWDOWNDISPLAYS.COM



ASI: 87188 PPAI: 254687 SAGE: 67383 UPIC: SHOWDOWN

Showdown
DISPLAYS



GOOD

LitFit Banner Display

(See pages 182-183 in our 2024 Product Guide)



Graphic cover slips on like a pillowcase.



1.75" aluminum frame features push-button connectors for easy setup.



Hardware is covered by a one-year warranty.


BETTER

Deluxe SEG Glo

(See pages 162-165 in our 2024 Product Guide)



3.125" frame depth gives this display a contemporary look.



Connect to other Deluxe SEG Glo Floor displays using the optional Corner Connector.



Hardware is covered by a two-year warranty.

BEST

Spotlight Retractor

(See pages 180-181 in our 2024 Product Guide)



On/Off switch for the lights is located on the side of the base.




Illuminate up to 3 units via a single power source with the included connector cords.



Hardware is covered by a three-year warranty.

LIGHTING YOUR DISPLAY

LitFit Banner Display



Bright LED lights are optimized for a single-sided display.



LED ladder lights hang inside the graphic cover lighting up the front of the display.

Deluxe SEG Glo



LED light strips illuminate the double-sided display.



LED lights built into the frame light both sides for a delightful glow.

Spotlight Retractor



Includes two single-sided banners that are lit from the base by LED lights.



LED lights located inside the base to light up the back of both banners.